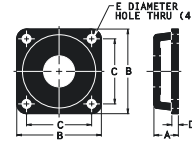


FOOT BRACKET

Bore Size	Number	DIMENSIONS							
		A	B	C	D	E	F	G	H
1 ¹ / ₈	1-32-225	2 ⁷ / ₁₆	1 ¹ / ₄	1 ⁷ / ₃₂	1	¹¹ / ₁₆	⁹ / ₃₂	¹ / ₄	¹ / ₄
1 ¹ / ₂	1-32-3	2 ⁷ / ₁₆	1 ¹ / ₄	1 ⁷ / ₃₂	1	¹¹ / ₁₆	⁹ / ₃₂	¹ / ₄	¹ / ₄
2, 2 ¹ / ₂	1-32-4	3 ¹ / ₄	2 ¹ / ₄	1 ¹¹ / ₁₆	1 ⁷ / ₃₂	¹¹ / ₁₆	¹¹ / ₃₂	¹ / ₄	¹ / ₄
3 ¹ / ₄ , 4	1-32-65	5 ¹ / ₂	4	2 ⁷ / ₁₆	1 ²⁹ / ₃₂	1 ⁷ / ₃₂	¹⁵ / ₃₂	¹ / ₂	¹ / ₂

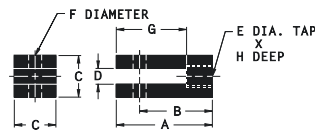
Mounting nut included.



FLANGE BRACKET

Bore Size	Number	DIMENSIONS				
		A	B	C	D	E
1 ¹ / ₈	1-33-225	¹⁵ / ₁₆	2 ¹ / ₂	2	¹ / ₄	⁹ / ₃₂
1 ¹ / ₂ , 2, 2 ¹ / ₂	1-33-4	¹⁵ / ₁₆	3 ¹ / ₄	2 ¹ / ₂	¹ / ₄	¹¹ / ₃₂
3 ¹ / ₄ , 4	1-33-65	1 ⁷ / ₃₂	5 ¹ / ₄	4	¹ / ₂	¹⁵ / ₃₂

Mounting nut included.



ROD CLEVIS

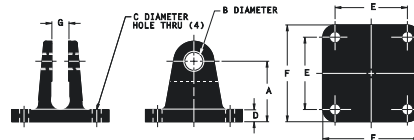
Bore Size	Number	DIMENSIONS							
		A	B	C	D	E	F	G	H
1 ¹ / ₈	1-35-225	2 ⁷ / ₁₆	1 ¹ / ₄	1	⁵ / ₈	¹ / ₂ -20	³ / ₁₆	1 ¹¹ / ₁₆	¹¹ / ₁₆
1 ¹ / ₂ , 2, 2 ¹ / ₂	1-35-3	2 ⁷ / ₁₆	1 ¹ / ₄	1	¹⁷ / ₃₂	⁵ / ₁₆ -18	⁷ / ₁₆	1 ¹¹ / ₁₆	¹¹ / ₁₆
3 ¹ / ₄ , 4	1-35-65	3 ³ / ₄	2 ⁵ / ₈	1 ¹ / ₂	2 ¹ / ₃₂	1-14	¹ / ₂	1 ⁷ / ₁₆	1 ¹ / ₄

Connecting Pin included.



MOUNTING NUT

Bore Size	Number	DIMENSIONS	
		Height	Across Flats
1 ¹ / ₈	1-38-16	¹¹ / ₃₂	1 ¹ / ₈
1 ¹ / ₂ , 2, 2 ¹ / ₂	1-38-20	¹⁹ / ₃₂	1 ¹ / ₈
3 ¹ / ₄ , 4	1-38-28	¹¹ / ₁₆	2 ¹ / ₄



SWIVEL BRACKET

Bore Size	Number	DIMENSIONS						
		A	B	C	D	E	F	G
1 ¹ / ₈ , 1 ¹ / ₂	1-34-3	1 ¹ / ₄	⁵ / ₁₆	⁹ / ₃₂	⁵ / ₁₆	1 ³ / ₄	2 ¹ / ₄	¹⁷ / ₃₂
2, 2 ¹ / ₂	1-34-4	1 ⁷ / ₈	⁷ / ₁₆	¹¹ / ₃₂	² / ₈	2 ¹ / ₄	3	¹⁷ / ₃₂
3 ¹ / ₄ , 4	1-34-65	2 ⁷ / ₈	¹ / ₂	¹⁵ / ₃₂	¹ / ₂	3	4	²⁵ / ₃₂

Connecting pin included.

NOTE: ROD NUT INCLUDED ON ALL F, O, H, D, M AND DM TYPE CYLINDERS